

sturdi**built**

GREENHOUSE MANUFACTURING CO.



**Quality Redwood Greenhouses
Handcrafted in Portland, Oregon**



503-244-4100

June 2022

www.sturdi-built.com

sturdi-built


GREENHOUSE MANUFACTURING CO.

Since 1968 we have been committed to producing exceptional greenhouses **individually crafted** to meet the needs of each customer.

Sturdi-Built remains a small, family business. We never want to forget that this **business was built on providing individualized service before, during and after the sale** of our products. We have the records for every customer over the past 50 years. If you have a question, we are just a phone call away.

Our greenhouses **ship nationwide**. We have experience in working with every kind of climate to provide not just a greenhouse, but an ideal growing environment.

When you place an order for a Sturdi-Built Greenhouse you are purchasing a **superior quality, hand-crafted product** as well as the support to give you years of gardening enjoyment.



*Crafting quality redwood
greenhouses since 1968.*

OUR GREENHOUSE MODELS



The Tudor- Unique gothic architecture. Beautiful details. Lots of height for tall and hanging plants.
Pages 4 & 5



The Nantucket- Our most detailed architecture with unique double side doors. Spacious design makes a lovely Greenhouse or sitting area.
Pages 6 & 7

The Garden Deluxe- tall greenhouse with lots of internal volume and architectural interest.
Page 8



The Trillium- A small greenhouse with room to grow vertically using shelves and hanging plants.
Page 9



The Deluxe- Our first and most traditional design with straight walls, available on different base wall heights.
Page 10

The Garden Sunroom
– An attached greenhouse ideal for a patio or deck enclosure.
Page 11



The Solite- Classic greenhouse with solar optimized slanted walls. Low base wall for under bench growing.
Page 12



The Tropic- Classic design with walls slanted to capture winter sun on a 32" base wall.
Page 13



Standard Features in every greenhouse—and **How to get a Sturdi-Built Greenhouse of your own!**
Page 14

Greenhouse Options
Page 15

Greenhouse Shipping
Back Page



The Tudor— with its soaring roof line, dramatic arched doors and detailed gussets, the Tudor is a real statement in the landscape. The steep roof pitch makes it the perfect greenhouse model for areas with heavy snow.



Sturdi-Built Greenhouses come to you as natural redwood, ready to finish in any way you choose. Paint or stain, the possibilities are endless.

*Above: a colorful 10' x 12' Tudor in Indiana
Left: A 12' x 14' Tudor Greenhouse in New York*



*Above: 10' x 16' Tudor with brick base in Oregon
Right: 12' x 18' snow-covered Tudor in Ohio*



Above: 9' x 16' Tudor Lean-To with a stucco base wall in Virginia.

Upper Right: Attached 8' x 11' Tudor in North Carolina.

Lower Right: Custom 14' x 14' Tudor with double doors in Oregon.



Features -

- Appealing design with many decorative accents including arched door with designer wood handle, decorative base wall vents and interior arches. Finials and ridge scallops are also an option.
- Several sizes available in free-standing and lean-to models.
- Well suited for custom sizes and applications.
- Mounts on our 32" base wall with decorative vents, or build your own wood or masonry wall.
- The steep roof is perfect for areas with significant snow.



The Tudor can also be configured as a lean-to or attached at one end— providing lots of flexibility. There are many custom options, including double doors!

I can't say enough about this beautiful greenhouse. The attention to detail is remarkable. Every single member of the staff has been delightful to work with on this very large project. Rick has been wonderful in answering questions. It has been a great experience. H.S.—Pennsylvania

The Nantucket — Spacious design and custom decorative details make the Nantucket a wonderful sitting area as well as an effective greenhouse. The standard double doors provide a welcoming entry to this versatile structure.



Probably more than any other model of greenhouse we sell, the Nantucket has proven to be extremely versatile. Greenhouse, artist studio, home office, spa room, outdoor dining—what's your pleasure?



*Above: 8' x 12' Nantucket in Oregon
Below: Hot Tub spa Nantucket, 8' x 12' in California*





Features —

- Spacious design with great vertical height.
- Asymmetrical roof with a decorative scallop and finials.
- Double doors offer a welcoming touch to a greenhouse perfect for a sitting area and are great for moving large pots in and out.
- Mounts on our 18” base wall or you can build your own wood or masonry wall.
- Jalousie windows and roof vents included for quiet, natural ventilation.

We've enjoyed our greenhouse so much —I almost feel guilty having this much fun. Thank you for manufacturing such a wonderful product, in a kit that has everything you said it would.

L & G Eastep, WA

Above Left: Nantucket 8' x 16' with brick base in New Jersey

Left and Below: 12' x 16' with stone base in Washington, and an interior shot of the same greenhouse



The Garden Deluxe —

Featuring 60" tall glass side walls and an 18" base wall, the Garden Deluxe combines the Nantucket-style overhangs and roof finial with interior gussets and roof trusses or beams to give this model both architectural appeal and plenty of growing space.



Features —

- Architectural details make the Garden Deluxe a real focal point in the landscape.
- Includes roof overhangs, rafter tie kits, and gussets at rafter tie bays.
- One redwood roof finial is included, roof ridge scallop and additional finial are optional.
- Mounts on our 18" base wall or build your own wood or masonry wall.



Overhang detail



Top: 9' x 12' Garden Deluxe with additional scallop and finial in Oregon
 Bottom: 14' x 18' Garden Deluxe set up for dining



Above: 9' x 12' Garden Deluxe attached, with brick base wall in New York

The *Trillium* —

The little greenhouse that lives large. The Trillium comes in either 7' x 7' or 7' x 9', and has plenty of height for taller plants and shelves.

Constructed of an all clear heart redwood frame, this greenhouse will last and look beautiful for years. The energy efficient twin wall polycarbonate roof comes standard, and there are accessory packages to give you everything you need for successful greenhouse gardening.



Features —

- Energy efficient and impact resistant twin wall polycarbonate roof glazing.
- Clear **all heart** redwood greenhouse frame and an 18" redwood and cedar base wall.
- Ample greenhouse height with lots of vertical space for hanging plants and shelves.



Top: 7' x 9' Trillium in Garden setting with soil bench

Bottom: Custom 7' x 11' Trillium Greenhouse on a snow day in New York

Above: Interior of a 7' x 9' Trillium Greenhouse with Deluxe Accessory Package, including double tier all wood benches. Not shown—plant hanging bar and shelves

The Deluxe — *Traditional design, excellent quality, and good value make the Deluxe one of our customers' all-time favorites. The straight wall design lends itself to modifications, making it an excellent choice for custom installations.*



Above: 9' x 14' Deluxe Glass to Ground, with an 18" base wall on Oregon Coast

Below: 8' x 28' Lean-to in Maine

Below right: 9' x 9' with stone base in Oregon

Features —

- Available in freestanding, lean-to, and attached models.
- Two standard base wall heights—32" high for lots of storage underneath the benches, and 9 ½" Glass to Ground for more growing area. Easily customized for other basewall heights.
- Dutch doors or jalousie windows available for door or walls.
- Traditional greenhouse design fits with any architectural style.



Below: Custom 16' x 33' Deluxe Greenhouse in Washington state with interior wall providing two zones; inside of the same greenhouse showing double doors in the partition wall.



The Garden Sunroom — *The Perfect choice for enclosing a patio or deck. The Garden Sunroom is perfect for extending the enjoyment of the outdoors with many upgrades standard in the package. Spa room, outdoor dining, and of course, perfect for a year-round kitchen garden.*



*Above: 8' x 14' custom Garden Sunroom in Wisconsin (32" Base Wall)
Below: 9' x 12' Garden Sunroom/Hot tub room in New York*

Features—

- Highest quality in wood greenhouses.
- Roof and walls glazed with double-strength glass.
- Tall glass walls maximize winter light and solar heating.
- Available in a variety of lean-to sizes, custom sizes available.
- Mounts on an 18" base wall—use one of ours or build your own.



Imagine the convenience of having a covered hot tub room attached to your house, or walking right into a kitchen garden filled with herbs.



The Solite — *A classic style greenhouse with walls that are slanted to catch every bit of sun. The low base walls maximize growing space and facilitate growing plants in the ground of the greenhouse like the photo at right.*



Features —

- Ample space and strength for shelves and hanging plants.
- Attractive glass to ground design provides extra growing space under the benches
- Slanted walls maximize winter solar heating.
- Designed for a 9½” base wall— build your own or buy our redwood and cedar base wall with vents. Other base wall heights optional.
- Both free-standing and lean-to versions provide maximum utility and beauty.




Above: Freestanding Solite 11' x 18' in Oregon

Below: Solite 9 ½' x 28' Lean-to in Connecticut



Above: Solite Jr. 8' x 11' in California used to grow pineapples.



*The **Tropic** — With slanted wall to catch every ray of sun, this classic style greenhouse has a taller base wall for more protection against the cold. (And speaking of cold . . . yes, there is a greenhouse under all that snow in Alaska!)*




Features—

- Traditional, practical design.
- Available in lean-to and freestanding versions.
- Mounts on 32” Base wall; yours or one of our redwood and cedar base walls with vents.
- Available in widths up to 16’, accommodating a center bench or planting bed.



Above: 16’ x 20’ Tropic with stone base in Indiana



Right Top: An art studio/greenhouse—Tropic 10’ x 20’ in Missouri

Right Bottom: Tropic Lean-to 9’ x 12’ in Missouri

High Quality Features

Designed into each greenhouse we build

REDWOOD—Clear, All Heart, Dried. Warm, beautiful, and durable. Wood can be stained to enhance its beauty or to match your home. Your greenhouse will be a beautiful and **energy efficient wood structure.** No interior ice buildup in the winter. Add our double glazing thermal option to increase efficiency.

Handcrafted Wood Doors are made in our factory using the finest Redwood materials.

Roof Vents provide natural, quiet, humidity-saving ventilation.

Handcrafted and individually designed— Our greenhouses are engineered to be functional as well as beautiful, built to incorporate the features and options you want.

Prefabricated for efficient installation, with end walls factory assembled and shipped in large sections. Doors are pre-hung. Roof and sidewall components are precision pre-cut, ready for assembly.

Standard Window Glass assures fine appearance and long life. Tempered glass or twin-wall polycarbonate are available as an option.

Comes with everything you need - Glass, barcaps, corrosion resistant hardware, pre-hung door, caulking, and instruction manual.

Customer is responsible for greenhouse foundation built to dimensions supplied by Sturdi-Built.

Each greenhouse is carefully packed in protective wooden crates and shipped by truck to your home.

How to order your

Sturdi-Built Greenhouse

1. Select the **style** or design which fits with your home and landscaping. Straight or slanted walls, free-standing or attached to your house (or other structure).
2. Select a **location**. Considerations should include exposure to sun, wind and weather as well as **convenient access**. If an attached greenhouse is desired, overhead considerations include height available, snow avalanches off the roof, icicles dropping and possible building code requirements. Any other unique considerations for the space - doors, windows or garden structures to work around? Take a photo if non-standard.
3. Select a **size**. Greenhouse gardeners usually wish they had more space, so select a greenhouse as large as your space and budget allow. Measure for the footprint available and also **wall height if desiring an attached structure**.
4. Think about how you will **use** the space. What are you going to grow? What environment will your plants need? Orchids or tomatoes in the winter will take much warmer conditions than winter lettuce or over-wintering plants.
5. Are there building **code requirements**? Local codes and code interpretations vary greatly so it is the buyer's responsibility to ensure compliance. Should you choose to get a permit, get it before the greenhouse is manufactured in case changes are needed. We'll do our best to help you through the process.
6. Sturdi-built greenhouses are designed for **do-it-yourself** installation. If you like building things it is a fun project. If not, we suggest you hire help.
7. **Ready to talk with us?** Contact us via phone (503-244-4100) or email (sturdi@sturdi-built.com). With the above information we will work to set you up with the right greenhouse for your requirements including:

Heat for the winter ♦ **Ventilation** using automated roof vents paired with base wall vents, jalousie windows, or possibly a fan venting system ♦ **Healthy interior air circulation** ♦ Light diffusing materials like **Shade** cloth ♦ **Humidity** ♦ Supplemental lighting

OPTIONS

Available for all greenhouses



Options shown above — Dutch door with jalousie window, deluxe all wood double tier benches, thermal option in roof.

BASE WALLS —

- Framed with construction grade heart redwood.
- Faced with rough cut, premium grade, exterior Brazilian cedar plywood.
- Complete with closeable screened vents for natural air flow.

THERMAL OPTION —

- Exclusive double glazing system insulates and diffuses the light in your greenhouse.
- Adds a second layer of clear acrylic or twin-wall polyethylene. The Thermal Option can be ordered with the greenhouse, or added in the future.
- A combination of exterior twin wall polycarbonate and interior twin wall polyethylene results in the highest R-value in the greenhouse industry.



DOOR OPTIONS — see photo right

- Doors can be hinged on the right or left to swing in or out—standard is to swing in.
- Dutch doors are available.
- Doors can be added to both ends, and double French doors are available.

BENCHES — see photo above

- Standard benches are made of construction heart redwood or select western red cedar with galvanized metal legs.
- Slat benches (for potted plants and flats) or soil benches (for propagating and in-bench growing).
- Combination slat/soil benches are an option.
- Deluxe all wood benches with one or two levels are available.

PARTITION WALLS — see photo right.

- Divide interior of greenhouse to create two environments in one greenhouse. (tropical/dry, cool/hot, sitting/planting area).



- Available for most models.

CUSTOM UNITS —

- Special sizes and modifications can be made to work around house styles, existing foundations, or special needs.
- Decorative scallops, finials and overhangs may be added to most models.

**Handcrafted in Portland, Oregon ...
Shipping Nationwide!**



Our greenhouse kits are delivered via truck with freight prepaid. They are large shipments consisting of multiple crates. Often truck drivers will help off-load the shipment but you will need to be prepared to assist.

Sturdi-built crates every shipment in pine for protection. We pay extra to have the trucking company call you in advance to arrange a delivery time. If you live in a remote rural location or other area difficult for trucks to access, let us know ahead of time so we can make appropriate arrangements. Units within a 100 mile radius in Oregon are usually delivered directly by us.



sturdi-built
GREENHOUSE MANUFACTURING CO.

www.sturdi-built.com

Email: Sturdi@Sturdi-Built.com

11304 SW Boones Ferry Road, Portland, OR 97219